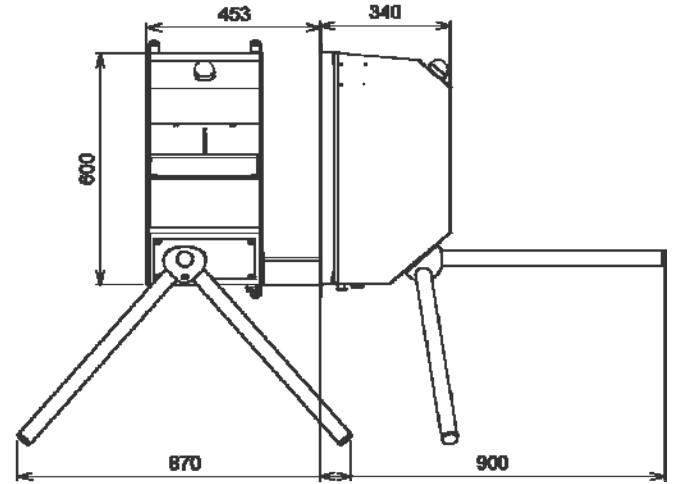


Liquid Soap and Sanitiser Dispensers



Dimensional Drawing.



2 Nozzle+turnstile unit.

1 Nozzle
+ Turnstile Unit

2 nozzle Unit



1 Nozzle Unit

Specifications

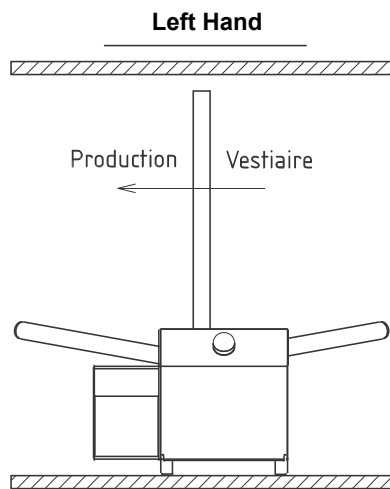
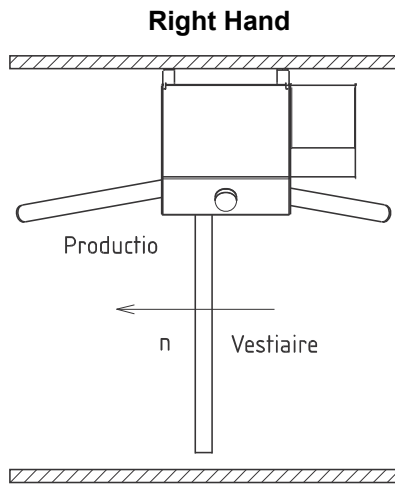
- 304 stainless steel construction
- Detection by infrared cell (1 or 2 depending on Model)
- Adjustable dose
- Support frame (maximum of 5 litre container)
- Removable drip tray

Power Requirement

-230 V single phase 16A

Options*Mounting Pedestal.**Guide Rail
SC03715**Guide rail with sanitiser support plate
SC03714*

Left or Right Hand Mountable, With Free or Blocked Return



Free Return

The operative must place there hands in to the sanitiser before being allowed into the production area by the turnstile, they can then return freely to the changing room area when required

Blocked Return

The operative must place there hands in to the sanitiser before being allowed into the production area by the turnstile, there exit back to the changing area is blocked via this route

To exit the cloakroom into the production area the operative must place there hands into the sanitiser, the solution is automatically dispensed and the red light turns to green and the turnstile is activated.

Choices Flow Chart

